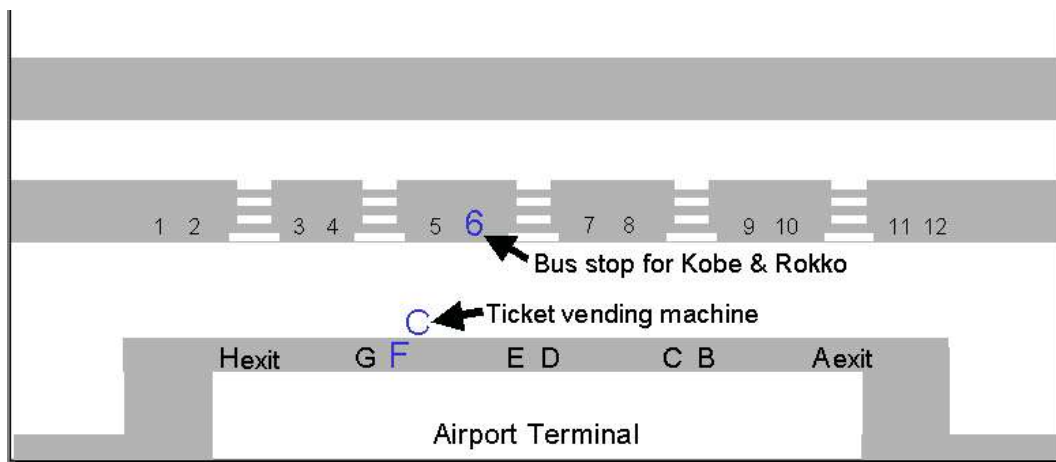


Kobe International School of Planetary Sciences

Access to/from Awaji Yumebutai

From Kansai International Airport (KIX) to Kobe Sannomiya

From the Kansai International Airport (KIX), take a bus bound for "**Kobe Sannomiya / Rokko Island**". The buses leave from the **bus stop #6** at the ground floor of the arrival terminal. The bus arrives at the terminus "**Kobe Sannomiya**" in 70 minutes. Bus tickets can be bought at the vending machines near the bus stop. The bus fare is **1800 JPY**.



Ticket vending machine



vending machine



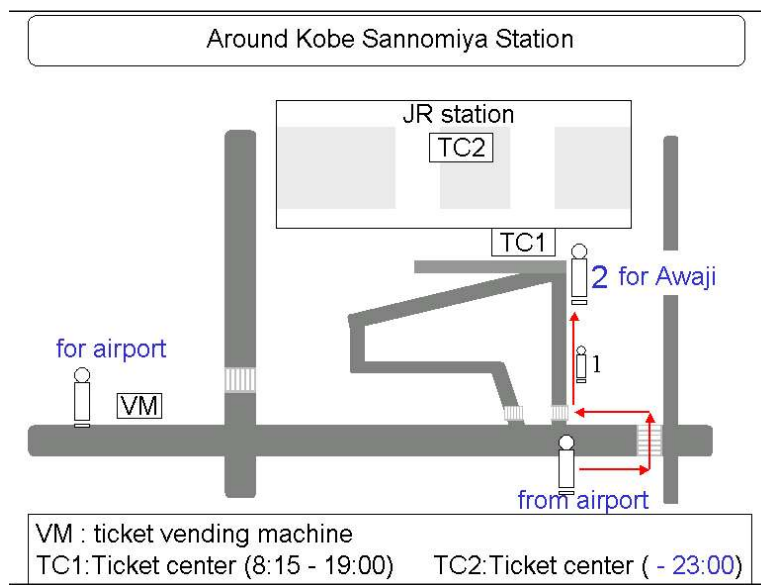
Bus stop #6



From Kobe Sannomiya station to Awaji Yumebutai

At Kobe Sannomiya, get off the bus and cross the street toward north (to the direction to the mountains). The bus station to the conference site is in front of the JR Sannomiya train station. At the **bus stop #2**, take a bus to "**Awaji Yumebutai**". The terminus "**Yumebutai-Mae**" is in front of the conference center and the hotel. The bus fare is **900 JPY**. You can buy bus tickets at the **ticket center 1** until 19:00, and at the **ticket center 2** after 19:00 (**Sannomiya-Awaji Yumebutai**). You can also buy a ticket from the driver in the bus.

From Kobe Sannomiya Station to Kansai International Airport (KIX). The bus stop is at the west of the JR train station. Tickets can be bought at the vending machine near the bus stop. The bus fare is **1800 JPY**.



Bus stop #2



Ticket center 1



Ticket center 2



From Kobe Sannomiya to Kansai International Airport

Bus stop for airport

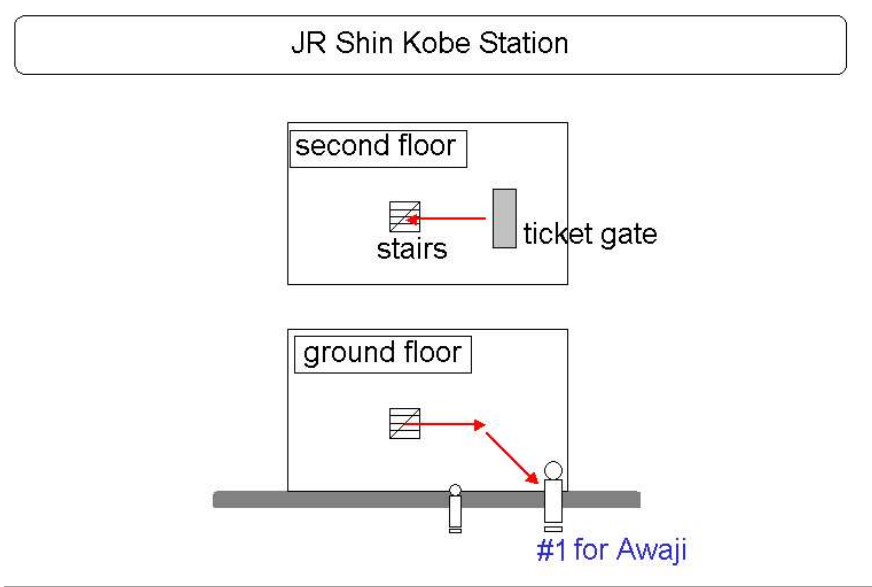


ticket vending machine



From Shin Kobe station to Awaji Yumebutai

From the JR Shin-Kobe station, take a bus bound for "Awaji Yumebutai". The bus stop #1 is outside the ground floor of the JR Shin-Kobe station. It takes 60 minutes from "Shin-Kobe" to "Awaji Yumebutai". The bus fare is 900 JPY. You can also buy a ticket from the driver in the buses.



Bus time table

- “Kansai International Airport(KIX)” and “Kobe Sannomiya”

<i>Arrival to Awaji</i>		<i>Departure from Awaji</i>	
<i>KIX to Kobe Sannomiya</i>	<i>KIX to Kobe Sannomiya</i>	<i>Sannomiya to KIX</i>	<i>Sannomiya to KIX</i>
6:30 (7:35)	14:55 (16:10)	6:00 (7:05)	13:00 (14:15)
6:50 (8:05)	15:10 (16:15)	6:10 (7:25)	13:20 (14:25)
7:10 (8:15)	15:25 (16:40)	6:20 (7:35)	13:40 (14:45)
7:30 (8:35)	15:40 (16:45)	6:35 (7:40)	14:00 (15:15)
7:45 (8:50)	15:55 (17:10)	6:45 (8:00)	14:20 (15:25)
8:00 (9:15)	16:10 (17:15)	6:55 (8:00)	14:40 (15:55)
8:15 (9:20)	16:25 (17:40)	7:05 (8:10)	15:00 (16:15)
8:30 (9:35)	16:35 (17:40)	7:15 (8:30)	15:15 (16:20)
8:45 (9:50)	16:55 (18:00)	7:25 (8:30)	15:30 (16:35)
9:00 (10:15)	17:15 (18:30)	7:35 (8:40)	15:45 (16:50)
9:20 (10:25)	17:35 (18:40)	7:45 (9:00)	16:00 (17:15)
9:40 (10:45)	17:55 (19:10)	7:55 (9:00)	16:15 (17:20)
10:00 (11:15)	18:15 (19:20)	8:10 (9:15)	16:30 (17:35)
10:20 (11:25)	18:35 (19:40)	8:20 (9:35)	16:45 (17:50)
10:40 (11:45)	18:50 (20:05)	8:35 (9:40)	17:00 (18:15)
11:00 (12:15)	19:05 (20:10)	8:45 (10:00)	17:20 (18:25)
11:20 (12:25)	19:20 (20:25)	9:00 (10:05)	17:40 (18:45)
11:40 (12:45)	19:35 (20:40)	9:20 (10:35)	18:00 (19:15)
12:00 (13:15)	19:50 (21:05)	9:40 (10:45)	18:20 (19:25)
12:20 (13:25)	20:05 (21:10)	10:00 (11:15)	18:40 (19:45)
12:40 (13:45)	20:20 (21:25)	10:20 (11:25)	19:00 (20:15)
13:00 (14:15)	20:35 (21:40)	10:40 (11:45)	19:20 (20:25)
13:20 (14:25)	20:55 (22:10)	11:00 (12:15)	19:40 (20:45)
13:40 (14:45)	21:15 (22:20)	11:20 (12:25)	20:00 (21:05)
13:55 (15:10)	21:35 (22:40)	11:40 (12:45)	20:20 (21:25)
14:10 (15:15)	22:00 (23:15)	12:00 (13:15)	20:40 (21:45)
14:25 (15:30)	22:30 (23:35)	12:20 (13:25)	21:00 (22:05)
14:40 (15:45)	23:20 (24:25)	12:40 (13:45)	21:30 (22:35)
			22:00 (23:05)

note : departure time (arrival time)

- “Kobe Sannomiya” and “Awaji YUMEBUTAI”

<i>Arrival to Awaji</i>
<i>Kobe Sannomiya to YUMEBUTAI</i>
<i>7:30 (8:22)</i>
<i>8:30 (9:22)</i>
<i>9:30 (10:22)</i>
<i>10:30 (11:22)</i>
<i>11:30 (12:22)</i>
<i>12:30 (13:22)</i>
<i>13:30 (14:22)</i>
<i>14:30 (15:22)</i>
<i>15:30 (16:22)</i>
<i>16:30 (17:22)</i>
<i>17:30 (18:22)</i>
<i>18:30 (19:22)</i>
<i>19:30 (20:22)</i>
<i>20:30 (21:22)</i>
<i>21:50 (22:42)</i>

<i>Departure from Awaji</i>
<i>YUMEBUTAI to Kobe Sannomiya</i>
<i>8:23 (9:15)</i>
<i>9:23 (10:15)</i>
<i>10:23 (11:15)</i>
<i>11:23 (12:15)</i>
<i>12:23 (13:15)</i>
<i>13:23 (14:15)</i>
<i>14:23 (15:15)</i>
<i>15:23 (16:15)</i>
<i>16:23 (17:15)</i>
<i>17:23 (18:15)</i>
<i>18:23 (19:15)</i>
<i>19:23 (20:15)</i>
<i>20:23 (21:15)</i>

note : departure time (arrival time)

- “Shin Kobe Station” and “Awaji YUMEBUTAI”

<i>Arrival to Awaji</i>
<i>Shin Kobe Station to YUMEBUTAI</i>
<i>7:20 (8:22)</i>
<i>8:20 (9:22)</i>
<i>9:20 (10:22)</i>
<i>10:20 (11:22)</i>
<i>11:20 (12:22)</i>
<i>12:20 (13:22)</i>
<i>13:20 (14:22)</i>
<i>14:20 (15:22)</i>
<i>15:20 (16:22)</i>
<i>16:20 (17:22)</i>
<i>17:20 (18:22)</i>
<i>18:20 (19:22)</i>
<i>19:20 (20:22)</i>
<i>20:20 (21:22)</i>
<i>21:40 (22:42)</i>

<i>Departure from Awaji</i>
<i>YUMEBUTAI to Shin Kobe Station</i>
<i>8:23 (9:22)</i>
<i>9:23 (10:22)</i>
<i>10:23 (11:22)</i>
<i>11:23 (12:22)</i>
<i>12:23 (13:22)</i>
<i>13:23 (14:22)</i>
<i>14:23 (15:22)</i>
<i>15:23 (16:22)</i>
<i>16:23 (17:22)</i>
<i>17:23 (18:22)</i>
<i>18:23 (19:22)</i>
<i>19:23 (20:22)</i>
<i>20:23 (21:22)</i>

note : departure time (arrival time)